

Help Sheet to get into SEQTA

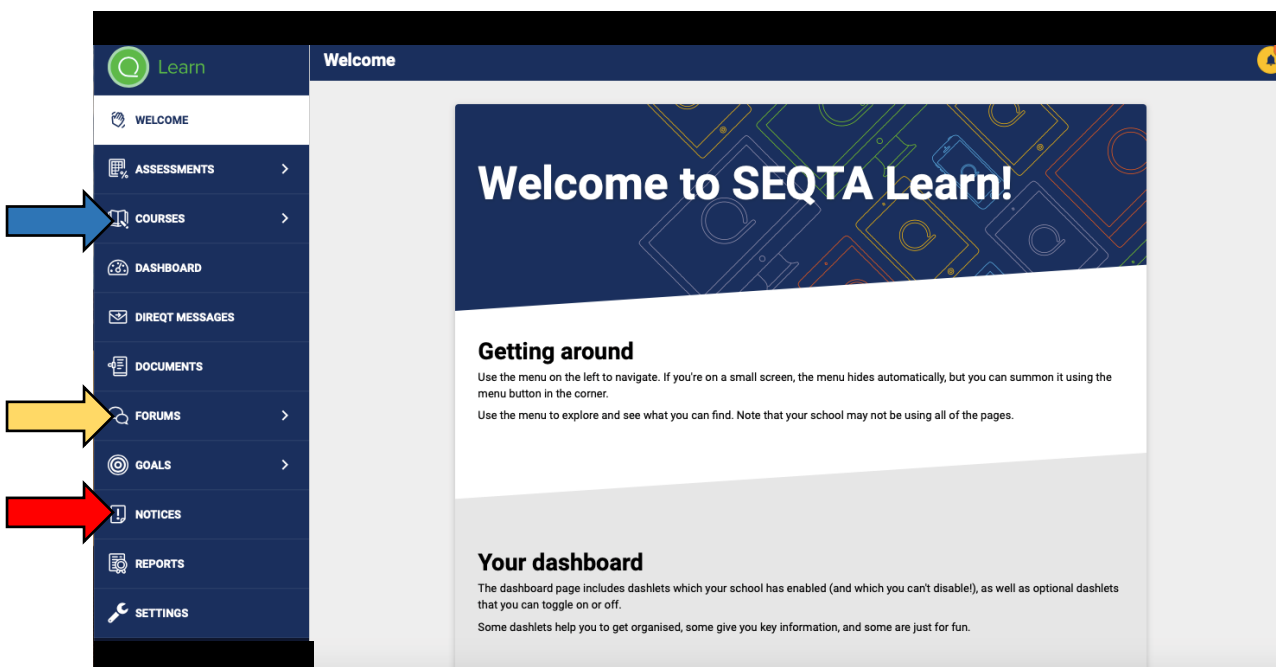
- You can open SEQTA from the link that is in a folder (called Useful Shortcuts) on your desktop




Inside this folder you will see several links including one called SEQTA Portal Sunrise

If you can't find the folder on your desktop, go to the Search function and begin to type in *Useful Shortcuts*

- **Click on the link**
- You should come to a screen that looks like this



- The most important tabs (for now) are the ones I have put arrows alongside



- In Notices you can see any messages set there at the beginning of the day by me or other teachers – get in the habit of checking this first

Notices

All options selected - List mode 25 Mar 2020 -

Thursday - working from home day

Green
PHILIP PATERSON

Students,

I've been really impressed at how you have stuck at things in the unusual circumstances of the last few weeks.

There's still some uncertainty about what school will look like in the next few weeks, but we are preparing for the possibility that it will involve mainly online learning.

This should be both interesting and challenging for all of us (including teachers!).

Yesterday your parents received some information about tomorrow, which we are using as a trial for off-site learning.

The idea is that students will stay home and complete lessons 2 (starting at 9:40) through to 7 (finishing at 2:40) online.

Today some of your teachers may trial some of these things in classes.

This will obviously work best if everybody is at home tomorrow, but all this has been very short notice. If you discussed this with your parents last night and you know it's not possible for you to stay home (i.e. you know you are coming to school tomorrow at the usual time and in

Y7 Science today

Green
PHILIP PATERSON

For Y7 Science today (lessons 5 and 6) ...

- Mrs Schotellius's class is in Room 3
- Mr Paterson's class is in the Science Lab

Sensible precautions

Green
PHILIP PATERSON

MS students,



- In Timetable (scroll down) you can check your lessons for the day

Your dashboard

The dashboard page includes dashlets which your school has enabled (and which you can't disable), as well as optional dashlets that you can toggle on or off.

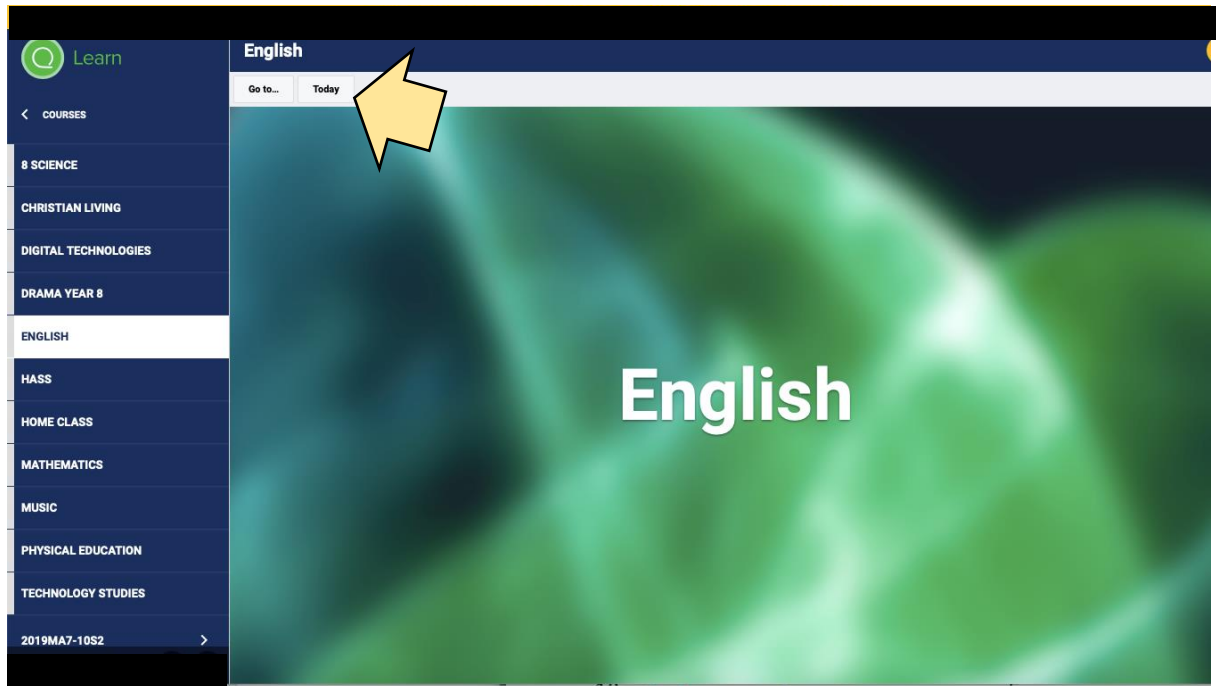
Some dashlets help you to get organised, some give you key information, and some are just for fun.

Timetable

Classes - Show notes Print 30 Mar 2020 -

TAP OR CLICK ON A TIMETABLE ENTRY FOR MORE DETAILS AND TO COLOUR IT

	MON 30 MAR	TUE 31 MAR	WED 1 APR	THU 2 APR
9:00 - 10:00	Home Class 08:45-09:00 Cheryl Keay	Home Class 08:45-09:00 Cheryl Keay	Home Class 08:45-09:00 Cheryl Keay	Home Class 08:45-09:00 Cheryl Keay
10:00 - 11:00	Science 09:00-09:40 Rebekah Western Room 1	HASS 09:00-09:40 Daniel Hamilton Room 4	Science 09:00-09:40 Rebekah Western Science Lab	Technology St 09:00-09:40 Galeb Cure Wood Worksh
	Science 09:40-10:20 Rebekah Western Room 1	HASS 09:40-10:20 Daniel Hamilton Room 4	Science 09:40-10:20 Rebekah Western Science Lab	Technology St 09:40-10:20 Galeb Cure Wood Worksh
	English 10:20-11:00 Cheryl Keay Room 2	English 10:20-11:00 Cheryl Keay Room 2	HASS 10:20-11:00 Daniel Hamilton Room 4	Technology St 10:20-11:00 Galeb Cure Wood Worksh



- If you click in Courses it takes you to a menu of all your subjects (see above). When you click on a subject and then click on Today you will see what the teacher's instructions are for that lesson.

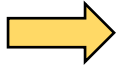
 A screenshot of the 'Learn' platform interface showing the 'Mathematics' course page. The left sidebar shows a list of courses, with 'MATHEMATICS' highlighted. The main content area displays the title 'Algebraic Notation (Chapter 4)'. Below the title, there is a 'Lesson outline' section. The text in the lesson outline includes:

Hi Math champs,
 We'll attempt to touch base at the start of the lesson with Zoom.
 Use this link:
<https://zoom.us/j/9883864833>
 If you don't have Zoom installed or it doesn't work, go to your SEQTA page and find Forums and click on the Y8 Math forum. You can send me a message to indicate you are in.

(1) We will start some new work on Algebraic Notation (Chapter 4)
 I'll attempt to demonstrate on One Note - you will be able to see this once we're in Zoom.

(2) We do have a class in OneNote for Temple Marion Year 8 Mathematics.
 If you can't see this in your OneNote, you may need to activate it by finding the email from last week from when it was set up.

In One Note there is a page in the Chapter 4 folder which has the first few pages of the text for Chapter 4 pasted in and a space to do the questions off to the side. I have started the first few questions.
 Once you get the idea, we will work as far through 4A, 4B and 4C as we can get, doing just the questions in the first and last columns.



- Use the Forum for Your Care Group to sign in at the start of the day
- Use the Forum for each particular subject so that you can let your teacher know you are present

The screenshot shows a forum interface. On the left is a dark blue sidebar with the 'Learn' logo and a list of forum categories: 'FORUMS', '8 MATHS', '8 TECHNOLOGY - ATTENDANCE', '8 TECHNOLOGY - QUESTIONS / COLL', 'GRADE 8 ENGLISH - MISS KEAY', and 'GRADE 8 HOME CLASS'. The main content area is titled '8 Maths' and includes a 'Most recent last' dropdown and a 'Suppress notifications' button. A post from a user with a blacked-out profile picture says 'im here' and is timestamped '26/Mar/20 02:05 pm'. Below it, a reply from 'MPP: Philip Paterson' says 'Good onya' and is timestamped '26/Mar/20 02:13 pm'.